


**DAV PUBLIC SCHOOL**  
**SECTOR- 7, ROHINI**






# SUMMER HOLIDAY HOMEWORK -2024

## Pre Primary

Dear Parents,

Hope you all are in good health, Summer Vacation is a Welcome break.... Break from fixed schedule and rules and regulations of the school. Freedom brings more responsibility. So, keeping this in mind, we




have planned most of the activities to keep our children engaged and also help them in channelizing their energies. Kindly help and guide your child in completing his/her homework.

### HOW INDEPENDENT CAN I BECOME?

Make your child more independent by teaching him or her various activities like-

\*Buttoning and unbuttoning the shirt.

\*Learning to wear shoes and socks.

- 
- \*Learning how to zip their school bag and their uniform (shorts).
  - \*Sorting and pairing household items.
  - \*Folding clothes and mats.

### **EVERYDAY ACTIVITIES**

- \*Get up early in the morning and see the rising sun.
- \*Feel the fresh air. Take a deep breath and do breathing exercises.
- \*Hear the bird chirping.
- \*Water the plants and feed the birds.




### MUST DO

- \*Encourage your child to eat healthy food and drink lots of water during summer.
- \*Try to speak in English with your ward.
- \*Make a routine to spend time with your ward and play and revise previous concepts and watch T.V with them.

### FUN ACTIVITIES

- \*Count 1 to 50.
- \*Help your parents in gardening.



**\*Try to shampoo your hair independently.**

**\*Help your mother in filling water bottle.**

**\*Help your mother in serving.**

**\*Make a card for your father on father's day.**

**\*Help your mom in cleaning things.**

At last,,at last,It's Summer time,  
The school is closed up tight.  
It is filled with fun,excitement & friends,  
It's time to relax and enjoy.  
It's time for buildind awesome forts,  
It's time for hide & seek,At last,at last,it's  
summer time!





BOY

GIRL

## MY BODY

Follow the instructions given below for colouring the picture.

### BOY

Colour his hands ,neck,face & legs peach.

Colour his T-shirt Green.

Colour his shorts Blue.

Colour his hair black.

Colour his shoes Green.

### GIRL

Colour her hands ,neck,face & legs peach.

Colour her frock Red.

Colour her hair Brown.

Colour her socks Yellow and her shoes Red.



E.V.S HOLIDAYS HOME WORK.




**MY SELF**

- My name is .....
- I am a BOY/GIRL(✓)
- I am ..... years old.
- I like to eat   
(draw the picture of  
your favourite fruit)



## FRUITS

Draw and colour the fruits of your choice in the below given boxes.

## Vegetables

Colour the pictures of vegetables and learn their names.



## HEALTHY & UNHEALTHY FOOD

Colour the pictures of healthy food only.



# MATHS

## MORE AND LESS

Tick (✓) the group which has MORE number of objects



# Big or Small?

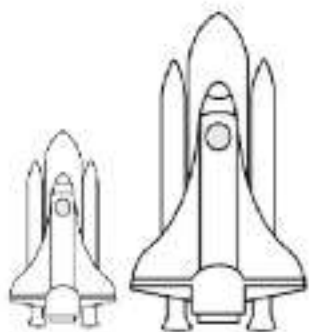
Circle the BIG picture.



Planes  
& balloons

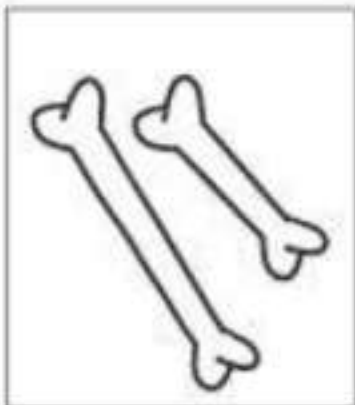
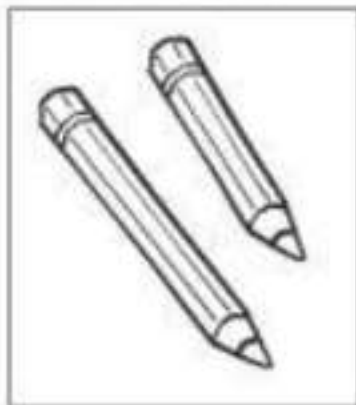
# TALL AND SHORT

COLOUR THE TALLER PICTURE IN EACH GROUP AND  
ENCIRCLE THE SHORTER ONE



# LONG AND SHORT






COLOR THE LONGER PICTURE WITH YELLOW COLOUR AND SHORTER PICTURE WITH GREEN COLOUR IN EACH GROUP.





### ENGLISH HOLIDAYS HOMEWORK

Q. Circle the correct letter related to the given picture.

	<b>T</b>	<b>R</b>	<b>S</b>
	<b>D</b>	<b>E</b>	<b>P</b>
	<b>K</b>	<b>H</b>	<b>V</b>
	<b>Z</b>	<b>A</b>	<b>R</b>
	<b>P</b>	<b>M</b>	<b>O</b>

TRACE THE MIDDLE SOUND AND  
COMPLETE THE WORD.



ba\_g



ca\_t



ja\_m



ca\_p



ta\_p



ma\_p

LOOK AT THE PICTURE AND FILL IN THE  
BLANKS TO COMPLETE THE WORDS.



c \_ t

c \_ p

p \_ d

m \_ d



c \_ b

v \_ n

r \_ g

b \_ g



t \_ g

j \_ m

m \_ p

h \_ t

## CULTIVATE MANNERS

Remember the 4 magic words?

PLEASE

THANK  
YOU

SORRY

EXCUSE  
ME

Make these a part of your personality and use them with Mom, Dad, family and friends.

Match the magic word

*Please*



*Asking for permission*

*Thank you*



*Asking for permission*

*Excuse me*



*Asking for favour*

*I am sorry*




*For helping*








## Odd One Out



Circle the odd one out in each of the given sets of pictures.



चित्रों के नाम का पहला अक्षर चुनिए :



चित्र पहचान कर सही व्यंजन पर गोला लगाओ ।



च ख क



ज ख ग



क र घ



ग क घ



## PRACTICE WORK

### ENGLISH

- Do written practice of sound a-z with correct formation as done in class.
- Do reading and writing practice of vowel 'a' sound words.
- Do practice of reading and writing your own Name.

### हिन्दी

- व्यंजन 'क - ण्' का लिखित व मौखिक अभ्यास करो।

### MATHS

- Do written practice of counting 1-20.


NOTE:-Do above practice work in 3 in 1 notebook.





ACTIVITY ON INTERNATIONAL YEAR (2024) OF  
CAMELIDS (CAMELS).

Tear the brown or mustard coloured paper and  
paste it in the picture of camel






\* Keep all the worksheets in a folder.

Now time to put your creative mind into work.

- **Make a birdfeeder from best out of waste products at your home. Place it somewhere safe so that you can bring it to school after summer break**




- Make two 3D robots with different shapes  
Cut different shapes and paste them in such a manner that they look like robot figures  
Bring them along when school reopens



- Make a beautiful craft item on the occasion on Father's Day (i.e.16-06-24) as a gift and give it to your father and also sow one plant on Father's Day. Arrange a small healthyparty with the help of your mother and click pictures on all activities and paste it on scrap file.





\*Make sure you do two activities from the above three mentioned activities.